



## **SEALVAR<sup>®</sup> (ASTM F-15 Alloy or UNS K94610) Nickel Iron Cobalt Strip**

### **Description**

AMETEK's Nickel-Iron-Cobalt strip, **SEALVAR<sup>®</sup>**, is a high quality alloy used primarily for making hermetic seals with harder glasses and ceramics. **SEALVAR<sup>®</sup>** is distinguished from competitive F-15 alloy by its higher purity, more closely controlled chemistry, and very low carbon level.

### **Advantages**

#### **Reproducible Low Level Of Reactive Impurity Elements**

- Improved die wear.
- Improved soldering.
- Improved bonding (cladding).
- Predictable oxidation: Rate; Adherence; Uniformity.
- Predictable response to other chemical surface treatment steps.
- Lower work hardening rate.
- Improved metal flow in coining operations.
- Reduced stress on glass or ceramic.

#### **Low Carbon: 0.01% Max.; 0.004% Nom.**

- Improved die wear.
- Predictable response to bright dip.
- Elimination and/or simplification of decarburization heat treatment.
- Reduced sealing bubbles.
- Retention of fine grain size and resulting improved fatigue life and gold plated surface cosmetics.

#### **Higher Electrical Conductivity (~10%)**

- Improved current flow.

#### **Higher Thermal Conductivity (~10%)**

- Improved heat dissipation.

#### **Lower Softening Point (~150%)**

- Lower annealing temperatures.
- Reduced interdiffusion in clad metal processing.

*The data herein are subject to revision without notice. Since AMETEK products, and the information given and recommendations made herein, may be used under conditions beyond our control, AMETEK makes no guarantee, either expressed or implied, concerning the sustainability of our products, or the applicability and accuracy of the information, or recommendations, in any specific situation. User is solely responsible for determining the suitability of AMETEK products of any specific purpose.*

# SEALVAR® (F-15 Alloy) Nickel Iron Cobalt

## Chemical Composition

	SEALVAR®	ASTM F-15
Ni (nominal)	31.0	29.0*
Co(nominal)	15.0	17.0*
Mn (max.)	0.07	0.5
Si (max.)	0.05	0.2
C (max.)	0.01	0.04
Al (max.)	0.001	0.1
Mg (max.)	0.001	0.1
Zr (max.)	0.001	0.1
Ti (max.)	0.001	0.1
Cu (max.)	0.05	0.2
Cr. (max.)	0.05	0.2
Mo (max.)	0.001	0.2
Fe (max.)	Bal.	Bal.*

\* The iron, nickel and cobalt requirements listed are nominal. They shall be adjusted by manufacturer so that the alloy meets the requirements for coefficient of thermal expansion.

## Low Temperature Phase Stability

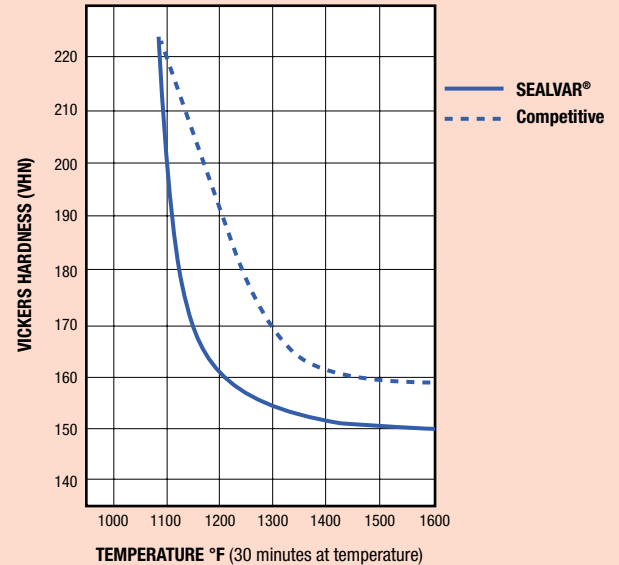
SEALVAR® meets and exceeds the ASTM F-15 requirement of no martensitic transformation upon cooling annealed material to  $-78.5^{\circ}\text{C}$ . Phase stability has also been demonstrated in 30% cold worked material cooled to liquid nitrogen temperature ( $-196^{\circ}\text{C}$ ). The excellent stability is achieved through the uniform chemistry and the tight control of the effective nickel/iron ratio achievable by the wrought powder metallurgy process. Note the very high purity of SEALVAR® in this table.

## Pre-Seal Heat Treatment

The low carbon level of SEALVAR® eliminates the need for high temperature wet decarburization heat treatment in glass-to-metal seals made with or without a separate preoxidation step. The lower carbon and lower temperature processing results in reduced frequency of bubbly seals and retention of a fine grain size in the SEALVAR® parts. Fine grain size allows smoother finishes on gold plated parts (applicable where ferric chloride etching is performed after high temperature heat treatments) as well as improved fatigue strength.

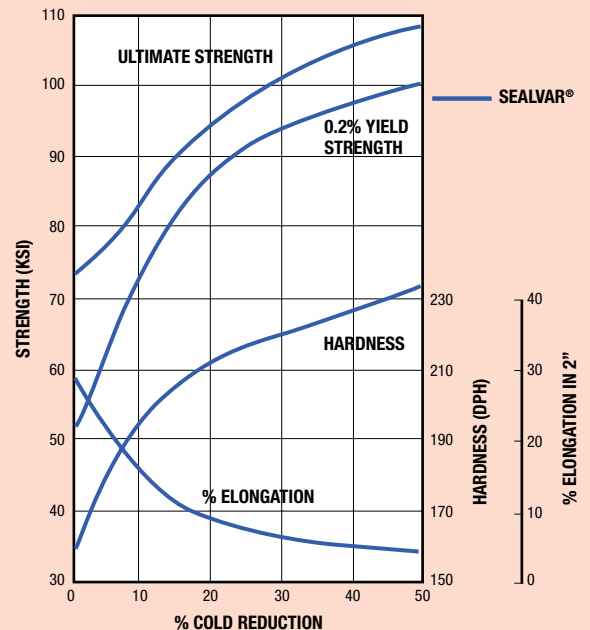
For users preferring a separate heat treatment for removal of residual drawing lubricant or part stress relief anneal, exposures of approximately 15 minutes at 1400-1600°F are recommended as treatments which will not increase grain size above ASTM #8 (0.022 mm). Grain growth response of SEALVAR® is comparable to cast F-15 material.

SOFTENING CURVES 50% COLD ROLLED SEALVAR® AND COMPETITIVE PRODUCT



ADVANTAGE: Lower stress relieving temperatures are possible with SEALVAR®

SEALVAR® WORK HARDENING CURVES



# SEALVAR® (F-15 Alloy) Nickel Iron Cobalt

## Specifications

### PROPERTIES OF ANNEALED SEALVAR

#### PHYSICAL PROPERTIES

##### MELTING POINT

1450°C

##### CURIE POINT

435°C

##### SPECIFIC HEAT

cal/gm/°C@0°C: 0.105

cal/gm/°C@430°C: 0.155

##### HEAT OF FUSION

64 cal/gm

##### VAPOR PRESSURE

10<sup>-2</sup> microns@1000°C

##### TRANSFORMATION POINT

Gamma to Alpha Phase: Below -80°C

##### SPECIFIC GRAVITY

8.20 gm/cm<sup>3</sup>

##### THERMAL CONDUCTIVITY

148 BTU-in/hr-ft<sup>2</sup>-°F@100°F

##### ELECTRICAL RESISTIVITY

45.7 10<sup>6</sup>-ohm-cm@25°C

275-ohm-cm@25°C

#### MECHANICAL (TYPICAL)

##### ULTIMATE TENSILE STRENGTH

73,000 psi

##### YIELD STRENGTH

50,000 0.2% offset psi

##### ELONGATION

30-35% in 2"

##### MODULUS OF ELASTICITY

18.0 x 10<sup>6</sup> psi

##### VICKERS HARDNESS

150-160 VHN

NOTE: Values for material annealed to ASTM #8.0-9.5 grain size.

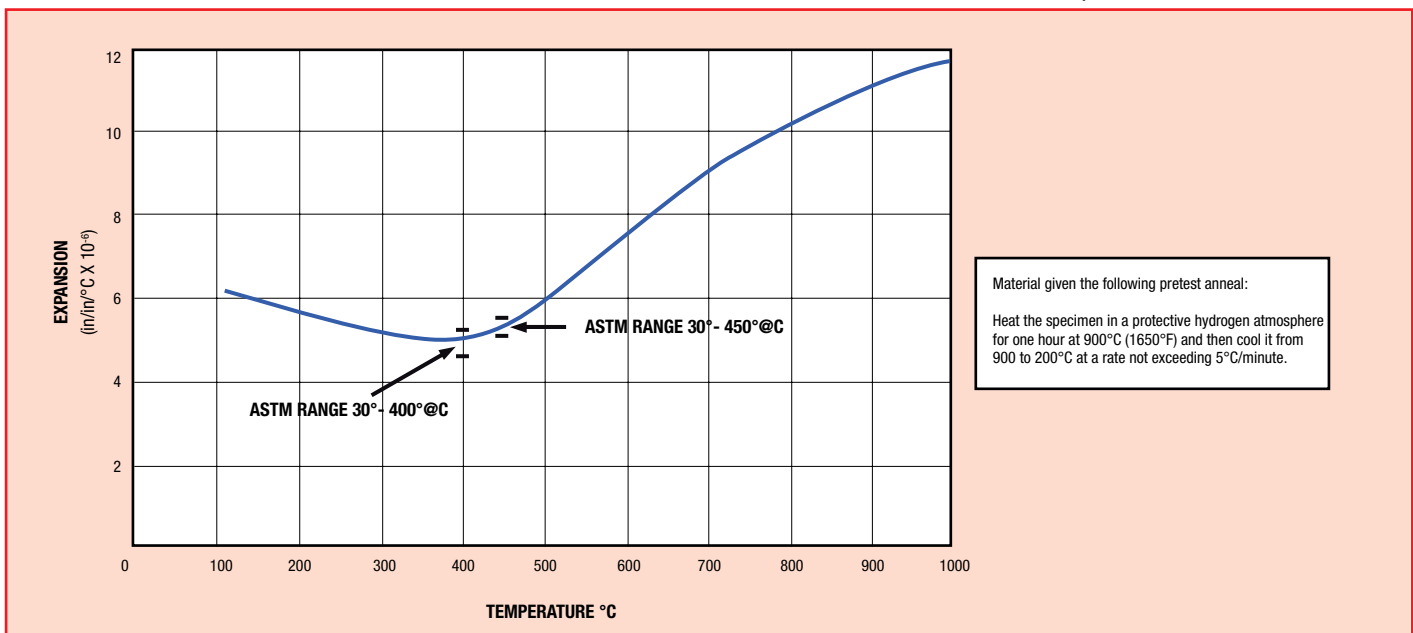
## Thermal Expansion

SEALVAR® meets specified ASTM F-15 expansion coefficients.

### THERMAL EXPANSION - ANNEALED SEALVAR®

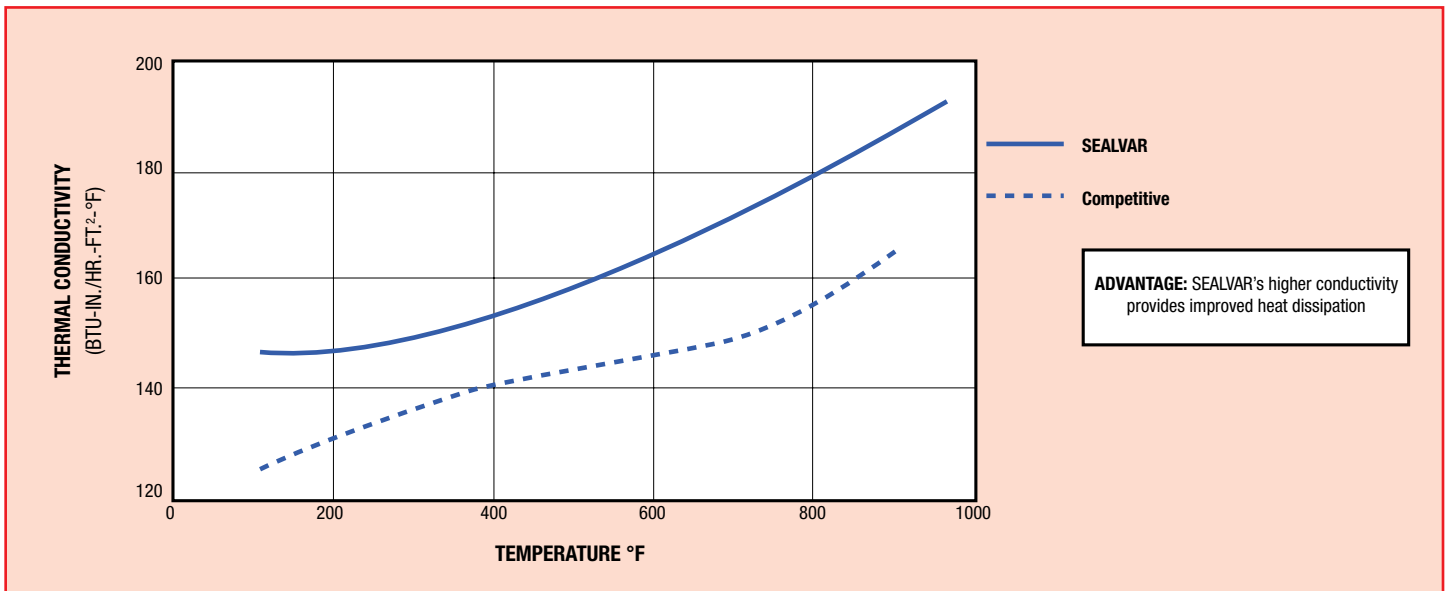
TEMPERATURE RANGE	AVERAGE LINEAR COEFFICIENT THERMAL EXPANSION (in/in/°C x 10 <sup>-6</sup> )	in/in/°F x 10 <sup>-6</sup>
30-400°C	4.60-5.20	2.6-2.9
30-450°C	5.10-5.50	2.8-3.1

### MEAN EXPANSION COEFFICIENTS VERSUS TEMPERATURE FOR ANNEALED SEALVAR® 30°C reference temperature

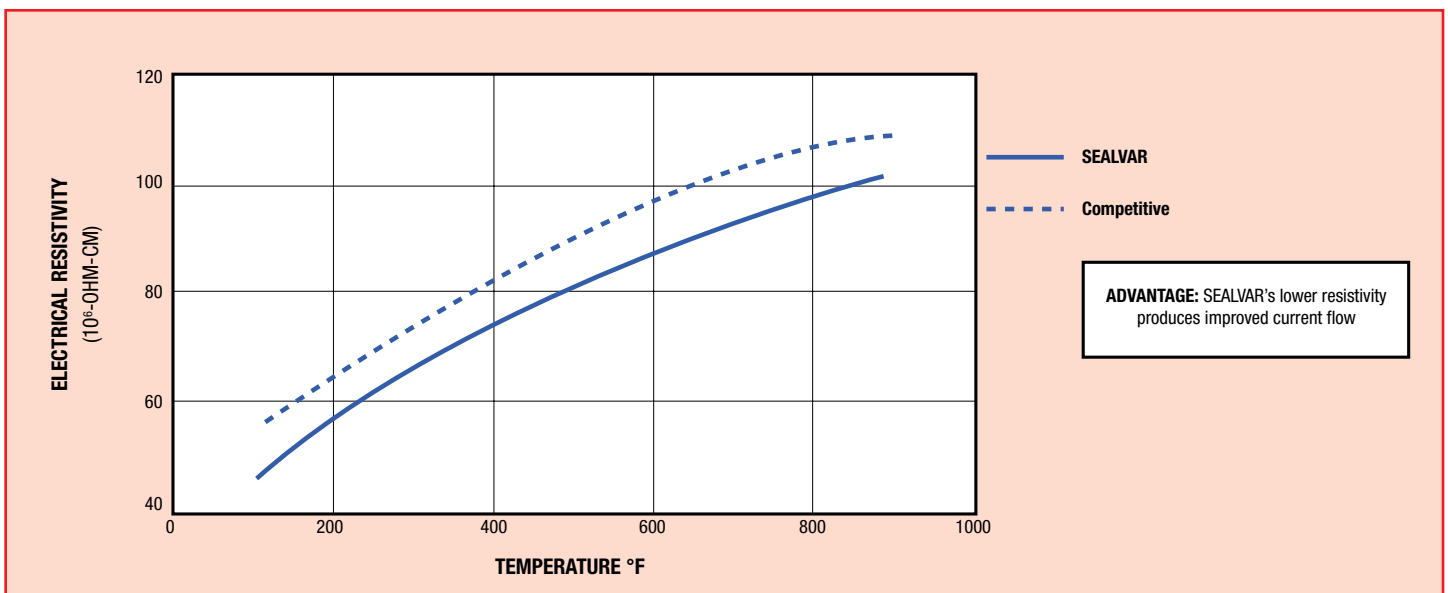


# SEALVAR® (F-15 Alloy) Nickel Iron Cobalt

## Thermal Conductivity



## Electrical Resistivity



The higher bulk purity of **SEALVAR®** relative to competitive material results in 10% higher thermal conductivity and 10% lower electrical resistivity  
Specifications subject to change without notice

**AMETEK®**  
SPECIALTY METAL PRODUCTS  
*Innovative & Advanced Metallurgical Technology*

21 Toelles Road  
Wallingford, CT 06492 USA  
Tel: +1 203-265-6731  
Fax: +1 203-949-8876  
E-mail: [wfd.sales@ametec.com](mailto:wfd.sales@ametec.com)  
[www.ametek-ct.com](http://www.ametek-ct.com)