



HIGH PURITY NICKEL STRIP

FOR HIGH PERFORMANCE BATTERY APPLICATIONS

AMETEK Specialty Metal Products manufactures High Purity Nickel Strip using Wrought Powder Metallurgy. The 99.98% purity of the material achieves high electrical conductivity delivering greater power transmission.

HIGH PURITY NICKEL STRIP FOR BATTERY APPLICATIONS



ADVANTAGES

Our High Purity Nickel strip offers major advantages to the rechargeable battery industry:

- Lowest electrical resistivity available in pure nickel strip
- Homogeneity microcleanliness, and close composition control enhances weldability
- Significantly low levels of surface oxides reduces die wear and provides excellent solderability
- Excellent formability

Typical applications for rechargeable batteries include computers, cellular phones, cardiac pacemaker cells, power tools, electric vehicles, aerospace batteries and defense / military.

Chemical Composition In Percent (Maximum values except where noted otherwise)

	899A	899L	899M	899D	899E	899G	ASTM B-162; UNS	
	HIGH PURITY			DISPERSED PHASE			N02200	N02233
Nickel-Nominal	99.97 ^(a)	99.8	99.6	99.6	99.5	99.6	-	-
C-Nominal	0.005	0.005	0.005	0.01	0.01	0.01	-	-
C	0.02	0.02	0.02	0.02	0.02	0.02	0.15	0.15
Si	0.001	0.001	0.001	0.002	0.002	0.002	0.35	0.10
Mn	0.001	0.07	0.25	0.25	0.25	0.022-0.042	0.35	0.30
S	0.001	0.001	0.001	0.001	0.001	0.001	0.01	0.008
Cu	0.001	0.005	0.005	0.005	0.005	0.01	0.25	0.10
Fe	0.005	0.05	0.05	0.05	0.05	0.05	0.40	0.10
Sn	-	-	-	-	0.07	-	-	-
Mg	-	-	-	0.035	0.0035	0.006-0.014	-	0.10
Equivalent	N02270	N02200 N02201	N02200 N02201	N02233	N02201	N02205	-	-

(a) This is a minimum, not nominal value.

The data herein are subject to revision without notice. Since AMETEK products, and the information given and recommendations made herein, may be used under conditions beyond our control, AMETEK makes no guarantee, either expressed or implied, concerning the sustainability of our products, or the applicability and accuracy of the information, or recommendations, in any specific situation. User is solely responsible for determining the suitability of AMETEK products of any specific purpose.

HIGH PURITY NICKEL STRIP FOR BATTERY APPLICATIONS

Electrical Resistivity At 70°F For 899 Nickel (OHM/CMF)

NICKEL GRADE	ANNEALED	50% COLD WORK
899A	44.5	45.0
899L	45.1 ^(a)	45.6
899M	46.7	47.2
899D	47.3	47.8
899E	48.1	48.6
899G	45.0	45.5
COMPARATIVE DATA FOR WROUGHT AND CAST NICKEL		
UNS N02270	45.0 ^(b)	-
UNS N02201	59.6	62.2
UNS N02201	52.0 ^(b)	-
UNS N02200	57.0	59.2

(a) Wrought powder metallurgy (b) Handbook value

Softening Temperature For 899 Nickel

TYPE	GRADE	SOFTENING POINT FOR 50% COLD ROLLED TEMPER	
		SOFTENING CURVE ¹ KNEE, TEMPERATURE °F	HALF HARD SOFTENING ² TEMPERATURE °F
H.P.	A	640	680
H.P.	L	750	800
H.P.	M	870	910
D.P.	D	910	970
D.P.	E	960	1010
D.P.	G	710	750

¹ Approximate temperature at which rapid softening occurs. Refer to included softening curves.

² Defined as that temperature at which one half of the hardness imparted by cold rolling is lost during 30 minutes time at temperature softening test.

Mechanical Property Comparisons (899 Nickels in the 50% Cold Rolled and Annealed (30 min. at 1450°F) Condition)

ANNEALED PROPERTIES						50% COLD ROLLED PROPERTIES			
TYPE	GRADE	TENSILE STRENGTH KSI	YIELD STRENGTH KSI	ELONGATION % IN 2 INCHES	VICKER HARDNESS	TENSILE STRENGTH Ksi	YIELD STRENGTH Ksi	ELONGATION % IN 2 INCHES	VICKER HARDNESS
H.P.	A	53.0	15.0	44	70	93.5	90.5	2-10	203
H.P.	L	53.5	15.5	44	73	97.0	94.0	2-8	208
H.P.	M	57.5	16.5	43	78	98.5	95.5	2-5	210
D.P.	D	59.2	18.5	42	85	101.0	99.0	2-5	220
D.P.	E	61.0	20.0	42	86	102.0	100.0	2-5	224
COMPARATIVE DATA FOR WROUGHT AND CAST ALLOYS									
UNS N02201		57.7	17.3	42	95	98.5	96.5	1-4	209

HIGH PURITY NICKEL STRIP FOR BATTERY APPLICATIONS

Range Of Typical Mechanical Properties For 899 A-L-M Nickels

TEMPER	UTS	0.2% YS	ELONGATION	ROCKWELL B	VICKERS HARDNESS
Annealed	50-58	15-20	40-45	46 max.	64-90
Skin Hard	52-65	20-45	30-40	64-70	110-126
1/4 Hard	55-70	25-55	20-35	70-80	120-151
1/2 Hard	60-80	50-75	15-25	79-86	148-171
3/4 Hard	70-90	65-85	5-10	85-91	168-193
Hard	85-100	80-95	3-6	91 min.	193-203
Full Hard	94-103	90-100	12	93 min.	>203

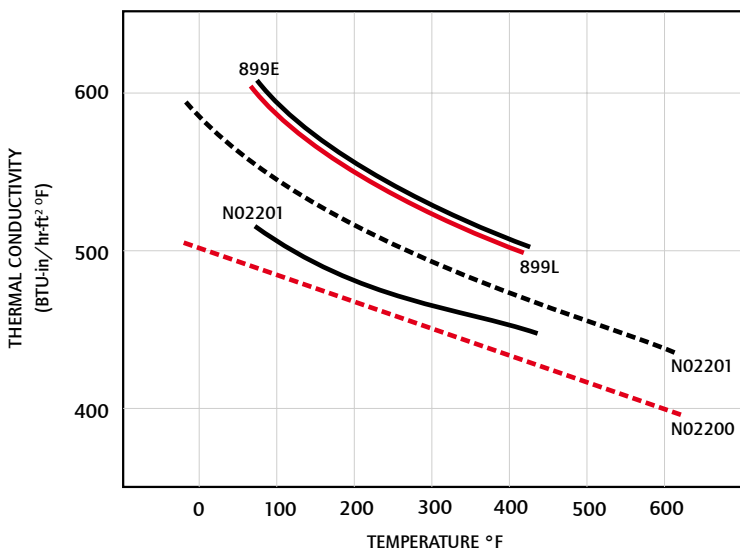
899 Nickel Strip meets ASTM B-162, ASTM F-3, ASTM F-239, MIL-N-19153 and MIL-N-46025

Recrystallization Grain Growth Comparison (AMETEK Wrought Powder Metallurgy Nickel and Wrought Cast Nickel)

NI GRADE	ASTM GRAIN SIZE AFTER INDICATED HEAT TREATMENT, °F					
	ASTM GRAIN SIZE BEFORE 50% COLD ROLLED	30 MIN./ 1200°F	30 MIN./ 1450°F	1 HR./ 1800°F	1 HR./ 2000°F	1 HR./ 2200°F
899A	7.5	7.0	7.0	7.0	2.0	2.0
899L	8.5	8.5	8.0	7.5	7.0	5.0
899M	8.0	8.0	7.5	7.5	7.0	5.5
899D	10.0	10.0	9.0	9.0	9.0	8.5
899E	10.0	10.0	9.0	9.0	9.0	8.5
899G	9.0	9.0	8.5	8.0	7.5	7.0
N02233	8.0	8.0	6.5	4.5	3.5	2.5
N02201	8.0	8.0	7.5	3.0	2.0	2.0

Specifications Subject to Change Without Notice.

THERMAL CONDUCTIVITY

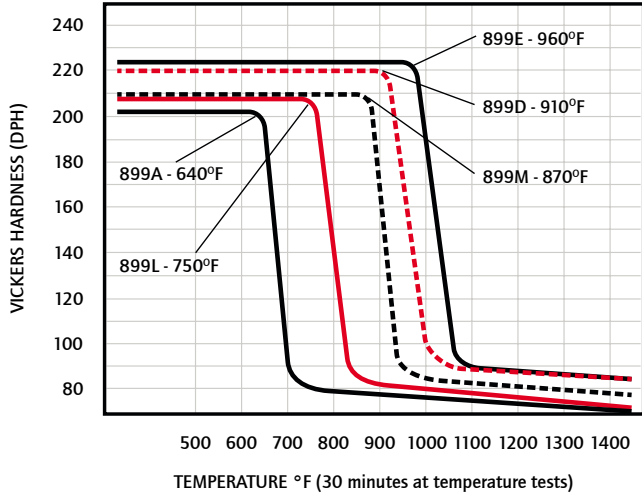


Typical Handbook Data
 Independent Lab Results

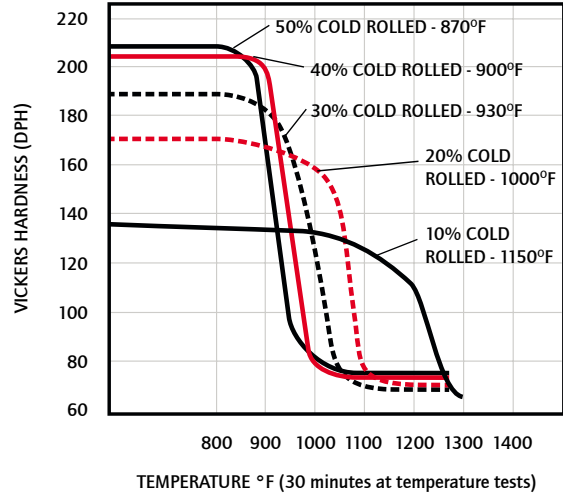
AMETEK 899E and 899L have highest thermal conductivity. Exceed N02201 and N02200.

TYPICAL SOFTENING CURVES

Selected 50% cold rolled 899 Nickel grades

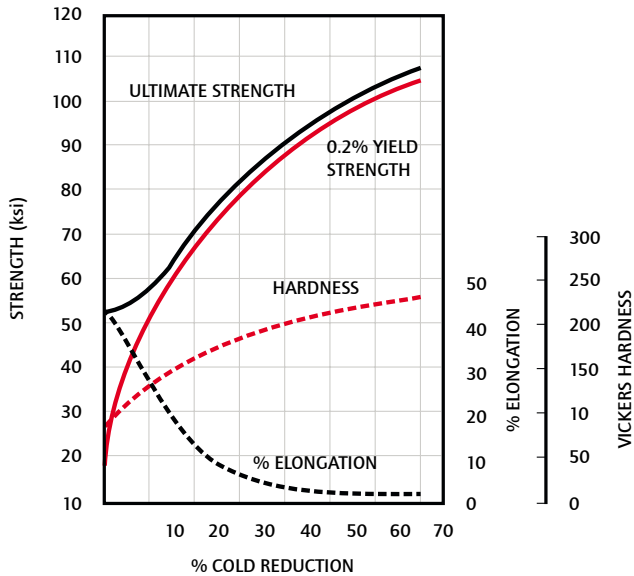


899M Nickel (0.2% Mn)

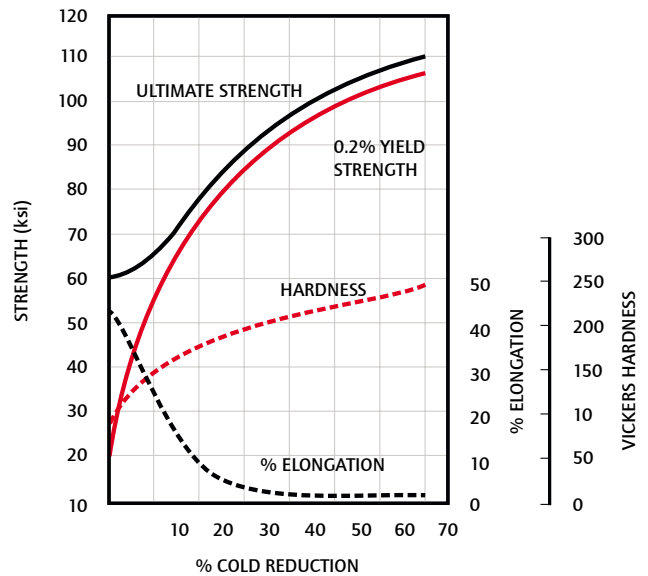


TYPICAL COLD ROLLED CURVES

899L



899E



HIGH PURITY NICKEL STRIP FOR BATTERY APPLICATIONS



SPECIFICATIONS

PHYSICAL PROPERTIES

(Typical handbook values for pure nickel)

DENSITY AT 70°F

8.90 g/cc; 0.322 lb./cu. in.

COEFFICIENT OF LINEAR EXPANSION

(IN./IN.-°C)

20-100°C 0.000014

20-200°C 0.000014

20-500°C 0.000015

20-700°C 0.000016

YOUNG'S MODULUS, E, PSI X 10⁶

30.1

ELECTRICAL CONDUCTIVITY

22.6% IACS

ELECTRICAL RESISTIVITY AT 20°C

microhm, cm: 7.63

ohms/cir. mil./ft.: 45.9

THERMAL CONDUCTIVITY

70 W/m-K

487 BTU-in/hr-ft² °F

TEMPERATURE COEFFICIENT OF

ELECTRICAL RESISTIVITY

20-100°C 0.0058

20-500°C 0.0074

20-800°C 0.0060

ATOMIC NUMBER

28

ATOMIC WEIGHT

58.1

ATOMIC RADIUS (A)

1.25

CRYSTAL STRUCTURE

f.c.c.

LATTICE CONSTANT "a" (A)

3.52

MELTING POINT

1,453° C; 2,647°F

LATENT OF HEAT FUSION

73.8 cal./g.

SPECIFIC HEAT AT 20°C-BTU/lb./°F

0.105

ELECTRODE POTENTIAL

0.25 volts

VELOCITY OF SOUND

16,300 ft./sec.; 4,973 m/sec.

POISSON'S RATIO

0.31

THERMAL NEUTRON CROSS SECTION (BARNs)

Absorption: 4.6

Scattering: 17.5

CURIE TEMPERATURE

353° C; 665°F

MAGNETIC PROPERTIES

(Typical handbook values for pure nickel)

CURIE TEMPERATURE

353°C; 665°F

INITIAL PERMEABILITY

130

MAXIMUM PERMEABILITY

124

SATURATION INDUCTION, GAUSS (B)

6050

REMANENCE, GAUSS (B)

3250

COERCIVITY, OERSTEDS (H)

3.0

AMETEK[®]
SPECIALTY METAL PRODUCTS

WALLINGFORD

21 Toelles Road, Wallingford, CT 06492, United States

E: wfd.sales@ametek.com | T: +1 610.489.5260

www.ametek-ct.com

Scan for more
information



ISO 9001: 2000
CERTIFIED

The data herein is subject to revision without notice. Since AMETEK products, the information given and recommendations made herein may be used under conditions beyond our control, AMETEK makes no guarantee, either expressed or implied, concerning the suitability of our products, or the applicability and accuracy of the information or recommendations, in any specific situation. User is solely responsible for determining the suitability of AMETEK products for any specific purpose.